

PREP KIT

PRO HEADSHOTS
BRAND





UNDERSTANDING THE HEADSHOT

All businesses want to connect with potential clients and customers. As a business owner or brand, your headshot helps the viewer to connect with you. The confidence and intelligence displayed in the photo will resonate with the viewer, making them feel more assured in doing the first time and repeat business with you. It's a great first impression.

WHAT'S INSIDE YOUR KIT?

1. Acetone + Nude Nail Polish
2. Wipes, deodorant
3. Appropriate Clothing *(no heavy logos or prints)*
4. Shoes *(no heavy logos or prints)*
5. Hand Sanitizer
6. Undergarments
7. Flip Flops or Sandals
8. Towels
9. Lint Brush
10. Chewing Gum/Mints
11. Eyedrops
12. Bottled Water
13. Phone Charger



PREPARE YOURSELF

1. Practice smiling/laughing in the mirror
2. Pose (at home) in the mirror
3. No Alcohol prior to the shoot day
4. Drink a lot of water the week before
5. Stay out of the sun!
6. Get in some extra hours of sleep
7. Get a manicure/pedicure (Natural)
8. Shave/Wax
9. Get a facial
10. Charge your phone
11. Pre-Pack your Shoot Kit
12. Keep jewelry simple / minimal



PREP **LADIES** CLOTHING

1. Neutral color tops
2. No distracting logos or busy prints
3. A-Line Dresses (any color)
4. Oxford/Button Up tops
5. Plain white shirt (crew or v-neck)
6. Simple Rings
7. Simple Necklaces
8. Denim/Oxford White/Black button up shirts
9. Heels (black, nude)
10. Nude, black or white bodysuit






PREP MEN CLOTHING

1. Facial hair should be clean shaved, hair groomed
2. Bring a brush for your hair
3. Bring wipes or towel to keep your face clean and grease-free
4. Nails clean and groomed
5. Wear a leather or metal band watch
6. Simple Earrings
7. Bring extra dress shirts
8. Suits (if applicable) should be fitted/tailored
9. Bring a few ties, mostly solid colours.
10. Pocket Squares are a great finish! (see @thepicobrand)
11. No logos, busy prints or bold colors.

ACCESSORIES

LADIES


1. Pearl Earrings
2. Studs (metal or diamond)
3. Simple Watch (leather or Metal band)
4. Simple gold or silver necklace(s)
5. Thin hand chains or bracelets
6. Wedding ring
7. Simple rings
8. Prescription Eyewear (with and without)
1. See [Pinterest](#) for styling ideas



ACCESSORIES

MEN


1. No Earrings
2. Simple Watch (leather or Metal band)
3. Pocket Squares are great ([@thepicobrand](#))
4. Bow or Neckties
5. Wedding ring
6. Prescription Eyewear (with and without)
1. See [Pinterest](#) for styling ideas







HAIR LADIES STYLES

Natural Hair



HAIR LADIES STYLES

Permed Hair





PRO HEADSHOTS
B R A N D

www.proheadshotsbrand.com



▶ **TOO GOOD
TO FORGET.**